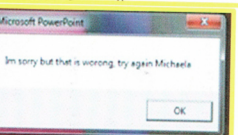


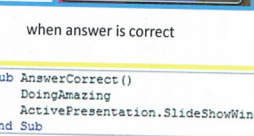
If The Answer Is Correct it will then go to the next slide

```
Sub RightAnswer ()
  DoingWell
  ActivePresentation.SlideShowWindow.View.Next
End Sub
Sub DoingWell ()
  MsgBox ("You are doing well, " & userName)
End Sub
```




If Answer is Incorrect then it will stay on this slide until the user gets it correct

```
Sub WrongAnswer ()
  DoingPoorly
End Sub
Sub DoingPoorly ()
  MsgBox ("I'm sorry but that is wrong, try again " & userName)
End Sub
```




when answer is correct


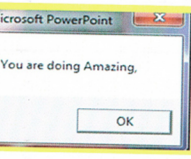
```
Sub AnswerCorrect ()
  DoingAmazing
  ActivePresentation.SlideShowWindow.View.Next
End Sub
Sub DoingAmazing ()
  MsgBox ("You are doing Amazing, " & userName)
End Sub
```



OR



```
Sub AnswerCorrect ()
  DoingAmazing
  ActivePresentation.SlideShowWindow.View.Next
End Sub
Sub DoingAmazing ()
  MsgBox ("You are doing Amazing, " & userName)
End Sub
```



Hyperlinked to the end of the show

```
Code asking age
Sub askAge()
  usage = InputBox(prompt:="What is your age?",
  Title:="Input Age")
  MsgBox ("So you are " & userAge)
  Select Case userAge
  Case Is < 15
  MsgBox ("How long have you been dancing? lets see how
  much you know " & userName)
  Case Is < 20
  MsgBox ("Cool, how much do you know about dancing, " &
  userName)
  Case Is < 40
  MsgBox ("I think you are a bit old for this, but let's see if
```

When the user enters their age it come up with the message box "So you are and then their age. Different message boxes should pop up when different ages is entered, if the user enters an age between 1-15 should pop up with "How long have you been dancing? Let's see how much you know and then their name. if the user enters an age between 16-20 pops up with "Cool, how much do you know about dancing, and their name. If the user enters an age between 21-40 the message "I think you are a bit old for this, but let's see if you know a lot about dancing, and their

Code works correctly

Usability testing log table with columns: Tested by, Date, Fitness for purpose, Aesthetics, Ergonomics, Optimisation And efficiency, reliability, Changes made. Includes handwritten notes from a user named 'Toxi' dated 27/07.

My stakeholders found an error so I had to fix it so it could carry on. I did this by checking the isolation slide, I found that I hadn't linked any of the boxes to codes so I linked the right codes to the right boxes and the quiz carried on as per normal. got my two other stakeholders and my key stakeholder to test it out again, redone

Statement: The term E-learning is generally used in reference to out-of-classroom and in-classroom educational experiences via technology (computers/laptops/cellphones/tablets/ipad etc). E-learning comprises of all forms of electronically supported learning and teaching and the use of digital technologies helps support the learning process.

Identify the Need or Opportunity: I have been approached by (need) I have seen an opportunity to create a learning tool for Alexandra to improve her dancing knowledge

Final Design Brief

PROJECT NAME: Basic Dance Quiz

Project Summary Describe the situation from the issue statement: E learning tools can be used to help learner's extend or establish their knowledge around a topic of interest to them. Digital tools can be used to create interactive quizzes which stimulate and entertain the user. I have seen the opportunity to design and create an interactive learning tool for Alexandra Spurdle a dancer who would like to revise over the basics of dance and learnt the names of dance moves, and different styles of dance and for others who would like to learn the basics of dance.

Describe what the outcome will be about/ Describe what the outcome will do: The outcome is going to be about the basics and beginning steps and positions of dance. WHERE WILL IT BE USED? It can be used on Alexandra's computer at home. The outcome is going to help Alex revise and learn the basics of dance and the beginner's steps and positions. I will use appropriate language and images suitable for a younger audience so that she will be motivated and entertained by the learning tool.

Describe who the Target Audience is and why: The target audience includes Alexandra an 11 year old girl and other beginners to dance. Although this learning tool is being made for Alexandra, her friends and other dancing students may be interested in using this learning tool. I will need to make sure it is designed to meet this age bracket and target audience.

Describe the success criteria - How will you measure the success of the outcome? The success of the outcome will be measured on its ability to meet the design brief and specifications The learning tool will function in the environment it is going to be used in and will be fit for purpose The outcome needs to be tested and functioning correctly by July 12 2013

Project constraints: Timeframe - Must meet key dates: Project due date of July 12 Testing procedures two weeks prior to project due date Final checklist July 8th Handing final outcome July 11th

- Specifications: Includes a range of images - of dancers, colourful, pictures of the position/ dance move/ type of dance that is being asked about, all of the pictures will be located on the bottom of the slides. On the question slide there will be 4 different pictures, even in size along the bottom. The front slide there is 3 pictures shaped around the corner. All of the pictures are taken at Petreana dance school of her students performing the different dance skills. I will use a light/hot pink for the answer boxes, including the boxes that ask for name and age and also to start the quiz. The background is a dark grey. I use white for the top titles Black for the dancer at the top of each slide and purple for the dancer on the front slide The same purple will be used for the question boxes on the question slides. I will have a light blue boarder around the picture/photos. I will also use white writing for the answers and questions I will use the font Broadway for the titles on the slides as it is effective on the top of the slides (size 96), I will also use it for the main 'Dance' title on the front slide (size 166). Use words that twelve years olds can understand, dance moves. I will also use the font Broadway as the font to ask the questions, and the font 'Trebuchet MS (Body)' as the answering font. A title slide that has 'Dance' as a heading and dancing pictures on it. Has the Dance heading at the top of the slide positioned in the middle, with 3 boxes positioned in the corner, shaping the corner with a blue outline, outlining the different dancing pictures. Different type of questions slides - one that just has pictures/ Videos answering the question, one that

- just has the words as the answer and one that has both pictures and words answering the question. On the front slide have 3 different boxes that ask for name, age and also to start the quiz. All of the slides have 4 pictures along the bottom. On the slide that has 5 answers, answering the question, the answer boxes are to the left of the question box and the big question box is equal in height with all of the answers on top of each other. On the slide has 4 answers, they are also to the left and equal in height to the question box. On the slide that asks if the statement is true or false, the true or false boxes are equal in size and are the same height as the box asking the question. There is also a long skinny bar telling the user how to answer the question it is the same width as the question and answering boxes join together. There is also a slide that has pictures as well as answers, on this slide on the left is the answers, beside the answers is the pictures that represent the pictures to make the answer easier to understand, then beside them is the question box. There is also a slide that asks the question of what order they go in, it has the choice of 6 options, the question box is located under the title and is nearly the width of the page, the answers are then located under it 3 on the left and 3 on the right, these are equal width as the question bar. As the user clicks the right order the next slide appears and it has one less option but the other boxes stay in the same position. The final slide has a box located in the bottom left hand corner that has a message saying "Thank you for completing the dance quiz, I hope that it helped teach you more about dancing." And it has the same picture and title layout as the first slide. The front slide has buttons that can ask for your name and age, a button that lets you start the quiz and move onto the next slide. On the question slides if the answer is correct it will automatically move on to the next slide so the user can start the next question If the answer is wrong it will stay on the same slide until the user gets the answer correct. Have questions on foot and arm positions, 1st, 2nd, 3rd, 4th and 5th Has question on dance moves including jumps, turns, plies, isolations, arabesque Also questions on whether the foot is pointing or flexing. Include what songs and costumes relate to the style of dance. To put in order what happens at a dance class, warm-up, barre, floor, exercises, combinations, dance. When the answer is correct a feedback box will pop up and it says 'you are doing well & the user's name' or 'you are doing amazing & the user's name'. If the answer is incorrect it will stay on the same slide saved in a format that will function in the environment it is intended for (e.g. work on a computer) When the next slide appears it will transition from right to left using the gallery effect.